

Registering For GSMs Using The General Studies Selection System (GENESSYS) For Year 2 SAS/SDM Learners



1. GSM Requirements and Delivery Mode

An Overview of GSMs in NYP for Year 2 SAS/SDM Learners

Year 1

- **3 Prescribed GSMs**
 - Fitness for Life (2 credits)
 - Personal Career Strategy 1 (1 credit)
 - Understanding Singapore 1 (1 credit)
- **2 Elective GSMs**

Year 2

- **3 Prescribed GSMs**
 - Personal Career Strategy 2 (1 credit)
 - Understanding Singapore 2 (1 credit)
 - Respect in Relationships (1 credit)
- **3 Elective GSMs**

Year 3

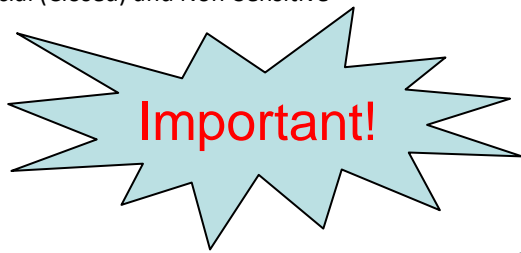
- **No GSMs**

GSM Requirements for Year 2 Learners

- Year 2 learners will take either:
 1. **Personal Career Strategy 2 (PCS2) + Two Elective GSM**
 2. **Respect in Relationships (RiR) + Two Elective GSM**
 3. **Understanding Singapore 2 (US2) + Two Elective GSM**
 4. **Personal Career Strategy 2 (PCS2) + Respect in Relationships (RiR) + One Elective GSM**
 5. **Understanding Singapore 2 (US2) + Respect in Relationships (RiR) + One Elective GSM**
 6. **Personal Career Strategy 2 (PCS2) + Understanding Singapore 2 (US2) + One Elective GSM**
- You will be automatically registered for PCS2/RiR/US2 if you are taking this module in this semester
- Please check with your Course Manager if you are unsure about the number of GSMs that you need to fulfill

- All GSM lessons will **commence in Week 2** and **end by Week 16**
- Please refer to the table below for the elective GSM time slots

Year	Day and Time Slots
2	Tuesday, 4pm-5pm Tuesday, 5pm-6pm



Year 2 learners please note

- There are two new GSMs on offer in AY2024

Module Code	Module Title	What you need to know
FGX217	Sustainability: Building a Better World	<ul style="list-style-type: none"> • Available for selection by all Year 2 learners • You will gain insights on international sustainability frameworks, tools for measuring sustainability, key factors in economic, ecological, and social sustainability • This is a <u>fully online asynchronous</u> module (i.e. lessons will be delivered via Brightspace LMS and you will do <u>self-directed learning</u> (SDL) and complete all required assignments online) • You are expected to follow the lesson plan each week and complete all SDL materials • More information will be provided through the module BS LMS and your tutor at start of semester

For selection purpose, this module is offered in two time slots (Tue 4 – 5 and 5 - 6 pm). However, it is run on a fully asynchronous delivery mode and learners will do self-directed learning each week based on the module delivery plan and complete all required assignments.



Year 2 learners please note

- There are two new GSMs on offer in AY2024

Module Code	Module Title	Description
FGX225	Sustainability in Action	<ul style="list-style-type: none"> • Available for selection by all Year 2 learners • You will apply the knowledge of social sustainability and environmental practices through engagement in community activities • This is a fully <u>practical-based</u> GSM which will consist of part in-class lessons and mostly out-of-classroom activities • These activities will be planned on selected weekends/weekdays (tentatively in <i>Weeks 5, 11 and 14</i>) and you are expected to participate in these activities as part of the module requirements • More information will be available through the module Brightspace LMS and your tutor at start of semester

For selection purpose, this module is offered in two time slots (Tue 4 – 5 and 5 - 6 pm). However, this is a practical-based module and Weeks 5, 11 and 14 are tentatively planned for a mix of in-class lessons (Tue) and outdoor engagement activities (Sat).

2. GSM Selection Process

GSM Selection Process

- All Year 2 learners will pre-select a certain number of your desired elective GSM choices by using the **GENESSYS** (General Studies Selection System)
- You will be registered for modules by GENESSYS, subject to the following factors:
 - The order of your choices
 - Demand and availability of the modules that you have selected
 - Your average nett GSM attendance percentage, if you have selected an over-subscribed module

How Is Your GSM Attendance Rate Considered For Module Allocation?

- If a particular GSM is over-subscribed (i.e. more applicants than vacancies), GENESSYS will look at each learner's **average nett GSM attendance percentage for the last 2 semesters** to determine allocation
- A learner with a higher average GSM attendance rate for the last 2 semesters will be given priority for the module versus another learner with a lower attendance rate
- Only your nett GSM attendance percentage will be considered (you are not penalised for missed lessons due to valid reasons)
- It is therefore important for you to attend your GSM classes regularly to maintain a good attendance rate, which gives you a higher chance of securing your choice GSM for future semesters' selection exercises

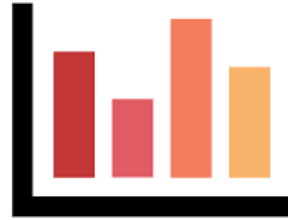
Over-subscribed Modules – How it Works



A GSM has **20** places available



30 learners have picked this GSM as their 1st choice




- System will compare the average GSM attendance % for each of the 30 learners
- System will give the 20 places to learners who have the best attendance rates



If there is a tie for the last few places due to similar attendance %, the system will randomly allocate the remaining places

GSM Selection using GENESSYS (General Studies Selection System) 4 Easy Steps

1




**Access
MyNYP
Portal**

2



**Make Your
Choices**

3



Submit

4



**Wait For
Posting
Results**

3. How to Select GSMs

Access MyNYP Portal

- Once the selection exercise is open, log into the student portal - **myNYP Portal** - with your log-in ID and password

NYP NANYANG
THE INNOVATIVE POLYTECHNIC

FAQ | [Forgot Password?](#) | [Login](#)

BEGIN YOUR RESEARCH WITH STATISTA

A database that provides access to over 1.5 million statistics and studies on a wide variety of topics and covering 170 industries and 150+ countries.

Starting point of your research begins with **statista**
The Statistics Portal
Millions and Millions from Over 150 Countries

If you need a listening ear, come speak to our counsellors.

Bursaries Available

Global No. 1 Data Platform
**** Access via Library Portal**
(Unlimited Concurrent Users)

POPULAR SERVICES

BLACKBOARD

NYP EMAIL

STUDENT LIFE ACADEMY

AskNYP

Access MyNYP Portal

- Once you are logged into the Student Portal, go to **Academic Services -> Modules/Competency Units and Electives -> GS Selection Module/Competency Unit.**

The screenshot displays the MyNYP Portal interface. On the left is a blue navigation sidebar with a home icon, a back arrow, and several menu items: 'Home', 'Popular e-Services +', 'Academic Matters -', 'Student Attendance System', 'Submit Statement of Absence', 'Modules/Competency Units and Electives' (highlighted with a red box), 'Course Related', 'Timetables and Exams', 'Academic Results', 'Transcript and Certificates', 'e-Learning', and 'Financial Matters +'. The main content area features a header with the text 'MODULES/COMPETENCY UNITS AND ELECTIVES' and an illustration of a group of people in a meeting. Below the header is a breadcrumb trail: 'Dashboard / Academic Matters / Modules and Electives'. Two main action cards are visible: 'Register Modules/Competency Units' and 'GS Selection Module/Competency Unit' (highlighted with a red box). The 'GS Selection Module/Competency Unit' card includes the text 'Selection of GS Module/Competency Unit by students' and a 'Proceed' button. At the bottom, there are two more cards: 'View Module/Competency Unit Tutors & PEM' and 'View Module/Competency Unit Tutors & PEM'. A URL is visible at the bottom left: 'https://mynypportal.nyp.edu.sg/content/nyp-sp/en/dashboard/eserv-url/gs-selection-module.html cy Units Registered'.

Make Your Choices

- You will then find yourself in GENESSYS, where you are given **12 choices** to select your desired GSMs in descending order of preference (no. 1 being your most preferred, no. 2 being your next preferred and so on)

Choice	Module Code-Module Name(Cluster Description)	Time Slot	Instructions
1	<input type="text" value="BMX301-BE FINANCIALLY INTELLIGENT!(GRP 2)"/>	<input type="text" value="THU 2-3 PM"/>	<input type="text"/>
2	<input type="text" value="BMX301-BE FINANCIALLY INTELLIGENT!(GRP 2)"/>	<input type="text" value="THU 2-3 PM"/>	<input type="text"/>
3	<input type="text" value="BMX301-BE FINANCIALLY INTELLIGENT!(GRP 2)"/>	<input type="text" value="THU 2-3 PM"/>	<input type="text"/>
4	<input type="text" value="BMX301-BE FINANCIALLY INTELLIGENT!(GRP 2)"/>	<input type="text" value="THU 2-3 PM"/>	<input type="text"/>
5	<input type="text" value="BMX301-BE FINANCIALLY INTELLIGENT!(GRP 2)"/>	<input type="text" value="THU 2-3 PM"/>	<input type="text"/>
6	<input type="text" value="BMX301-BE FINANCIALLY INTELLIGENT!(GRP 2)"/>	<input type="text" value="THU 2-3 PM"/>	<input type="text"/>
7	<input type="text" value="BMX301-BE FINANCIALLY INTELLIGENT!(GRP 2)"/>	<input type="text" value="THU 2-3 PM"/>	<input type="text"/>
8	<input type="text" value="BMX301-BE FINANCIALLY INTELLIGENT!(GRP 2)"/>	<input type="text" value="THU 2-3 PM"/>	<input type="text"/>
9	<input type="text" value="BMX301-BE FINANCIALLY INTELLIGENT!(GRP 2)"/>	<input type="text" value="THU 2-3 PM"/>	<input type="text"/>
10	<input type="text" value="BMX301-BE FINANCIALLY INTELLIGENT!(GRP 2)"/>	<input type="text" value="THU 2-3 PM"/>	<input type="text"/>
11	<input type="text" value="BMX301-BE FINANCIALLY INTELLIGENT!(GRP 2)"/>	<input type="text" value="THU 2-3 PM"/>	<input type="text"/>

Make Your Choices

- For each choice, you can select your preferred module and time slot

Choice	Module Code-Module Name(Cluster Description)
1	BMX301-BE FINANCIALLY INTELLIGENT!(GRP 2) ▾
2	BMX301-BE FINANCIALLY INTELLIGENT!(GRP 2)
3	BMX302-THE ENTREPRENEUR IN ME(GRP 2)
4	BMX303-PRODUCTIVITY IN BUSINESS(GRP 2)
5	BMX304-BECOMING A SUCCESSFUL MANAGER(GRP 2)
6	BMX305-DOING BUSINESS GLOBALLY(GRP 2)
7	BMX306-UNDERSTANDING CONTRACTS AND THE LAW(GRP 2)
8	CLX301-WONDERS OF LIFE(GRP 2)
	CLX302-UNRAVEL THE MYSTERY OF BIG PHARMA(GRP 2)
	CLX303-FOOD CULTURE(GRP 2)
	FGX301-INTRODUCTION TO POLITICAL SCIENCE(GRP 1)
	FGX302-CURRENT ISSUES IN PERSPECTIVE(GRP 1)
	FGX303-EFFECTIVE ORGANIZATIONAL COMMUNICATION(GRP 1)
	FGX304-INTRODUCTION TO FRENCH LANGUAGE 2(GRP 1)
	FGX305-INTRODUCTION TO GERMAN LANGUAGE 2(GRP 1)
	FGX306-INTRODUCTION TO JAPANESE LANGUAGE 2(GRP 1)
	FGX307-INTRODUCTION TO KOREAN LANGUAGE 2(GRP 1)
	FGX308-LEARN TO LEAD(GRP 1)
	FGX309-LESSONS FROM HISTORY--20TH CENTURY CHINA(GRP 1)
	FGX310-DISCOVERING FRENCH CULTURE & SOCIETY(GRP 1)
	FGX311-DISCOVERING GERMAN CULTURE & SOCIETY(GRP 1)
	BMX301-BE FINANCIALLY INTELLIGENT!(GRP 2) ▾

Choice	Module Code-Module Name(Cluster Description)	Time Slot
1	BMX301-BE FINANCIALLY INTELLIGENT!(GRP 2) ▾	THU 2-3 PM ▾ THU 2-3 PM
2	BMX301-BE FINANCIALLY INTELLIGENT!(GRP 2) ▾	THU 3-4 PM THU 4-5 PM THU 5-6 PM
3	BMX301-BE FINANCIALLY INTELLIGENT!(GRP 2) ▾	THU 2-3 PM ▾
4	BMX301-BE FINANCIALLY INTELLIGENT!(GRP 2) ▾	THU 2-3 PM ▾
5	BMX301-BE FINANCIALLY INTELLIGENT!(GRP 2) ▾	THU 2-3 PM ▾

Submit Your Choices

- Your choices are considered successfully “submitted” once they are **saved**.
- After submitting, you can still log into GENESSYS to make changes to your previous selection **before the closing date** of the selection exercise, after which all choices are considered **final**.

4. Important Information for GSM Selection

Modules are grouped into the following three categories

Group	Modules offered by	No. of Choices you must make per group for choices 1 to 9	Remarks
1	CFGS (Centre for Foundation & General Studies)	2	
2	SBM, SEG and SAS	4	SAS – previously School of Chemical & Life Sciences
3	SDM, SHSS and SIT	3	SDM – new school name from merger of SDN and SIDM

For choices 10, 11 and 12, you can select modules from any of the three groups.

- You are given a total of **12 choices** for submission.
- For **choices 1 to 9**, you are required to select two modules from Group 1, four modules from Group 2 and three modules from Group 3 in any order (see table above).
- Last 3 choices (Choice 10, 11 & 12)** can be from any group
- Please refer to GSM portal in myNYP Portal for more information on GSM modules and number of vacancies offered.

GSMs with Pre-Requisite Conditions

Please note that you must meet the pre-requisites for the following modules:

Year 2 Modules

- Introduction to Chinese Language (*must not have taken Chinese previously*)
- Introduction to Malay Language (*must not have taken Malay previously*)
- Business Chinese (*must have achieved a grade of 1-6 in 'N' or 'O'-Level Chinese*)

Learners who have been allocated a module but found not to have satisfy the pre-requisite may be reassigned to another GSM

GSMs with Pre-Requisite Conditions

Foreign Language Optional Electives (FLOE)

If you have taken and passed FLOE Level 1, then you will not be allowed to take GSM Language 1 or GSM Language 2 as both these modules share similar content as the FLOE 1 module.


Example:

1. You have taken and passed Japanese Language Optional Elective 1 during Year 1
2. During GSM selection, the system will not allow you to take the following:
 - Intro to Japanese Language 1 (for Year 2 learners)

Making Your Submission

- Please ensure that you **complete all 12 choices** before submission.
- After submitting, you can still log into GENESSYS to make changes to your selection before the closing date of the selection exercise, after which all choices are considered final.
- Do note that due to overwhelming demand for some modules, learners may not be guaranteed their top choices.

Important Considerations When Selecting Your GSMs



- Select and prioritise your modules based on interest
- Takes note of modules that have pre-requisites when making your selection
- Spread your selection across the various time slots to maximise your chances of getting the modules that you want, especially if you are required to take 2 GSMs

For example, you selected only the 4pm time slots for all your 12 choices.

Implications:

Competition for these time slots may be high and you may end up not getting any GSM of your choice. GENESSYS may then allocate you to any available GSM outside of your selection.

Instead, you should select a mixture of time slots – 4pm and 5pm – for modules that you are interested in to maximise your chances of getting a place.

Posting Results

- Allocation will be confirmed around a week before semester starts
- Please check and print your timetable to view the GSMs that have been allocated to you
- If there is any discrepancy in your GSM timetable, please inform your Personal Mentor or Course Manager

5. Dates of GSM Selection Exercise

GSM Selection Exercise Schedule

Activity	When
Start of Exercise	Tuesday, 26 March 2024, 9am
End of Exercise	Thursday, 28 March 2024, 10am

- You can log into GENESSYS anytime during the exercise to select your preferred modules
- Please ensure that you submit your selection before the end of the exercise
- Learners who did not participate in the selection exercise will be allocated any modules with remaining vacancies after the main posting exercise.

- For more information on the GSMs, please visit the GSM Microsite at:
<https://mynypportal.nyp.edu.sg/en/gsm.html>



General Studies Modules

Thank You